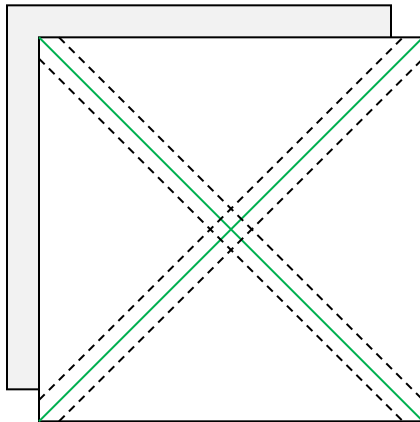
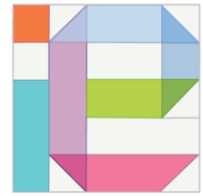


May 2018 Block Lotto Challenge

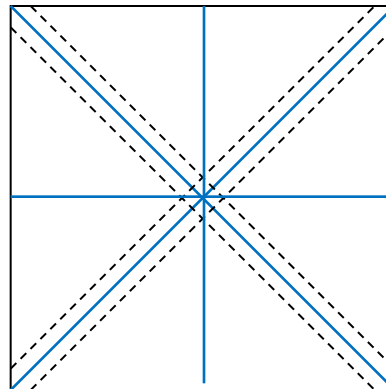
Magic 8 HST Method – Not my original idea

Use a 12" square of one bright/bold solid and one neutral solid to create **EIGHT** 5 1/2" Half Square Triangle Blocks.

Each 12" finished square = 8 blocks = 8 entries for End of Year Grand Prize!



1. Place 2 squares right sides together and mark diagonally (green line.) Stitch scant 1/4" on both sides of both lines.



2. Lightly press stitched square.
3. Cut (blue lines.)

4. Press then trim each HST to finished size.

Voila! 8 HST's with 4 stitching lines!!!

<i>(Trimmed size X 2) + 1"</i>		
Finished HST	Unfinished HST	Beginning Squares (2)
1"	1 1/2"	4"
1 1/2"	2"	5"
2 1/2"	3"	6"
3"	3 1/2"	7"
3 1/2"	4"	9"
4"	4 1/2"	10"
4 1/2"	5"	11"
5"	5 1/2"	12"
5 1/2"	6"	13"
6"	6 1/2"	14"